

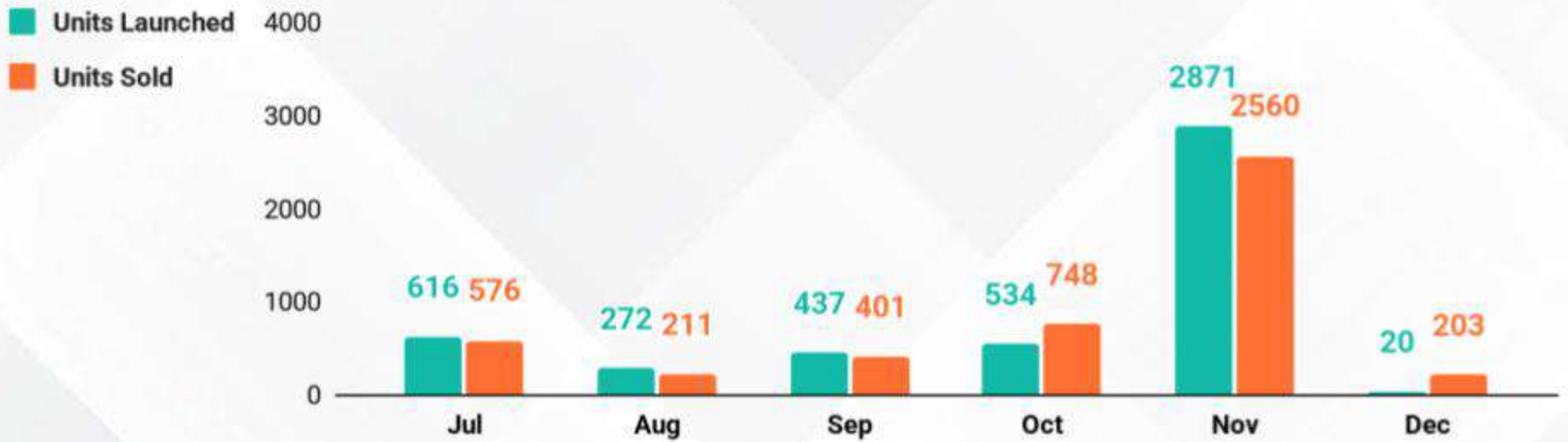
DEVELOPER MONTHLY SALES

December 2024



OrangeTee

UNITS LAUNCHED & SOLD EACH MONTH (Exclude EC)



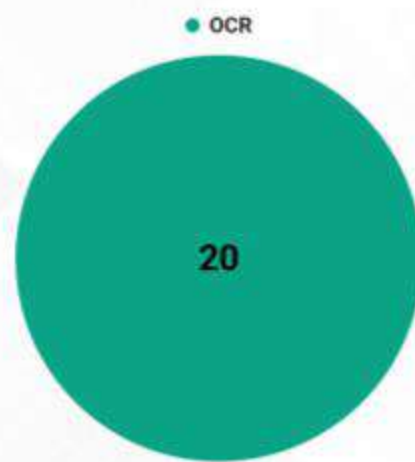
SALES VOLUME (Exclude EC)

203

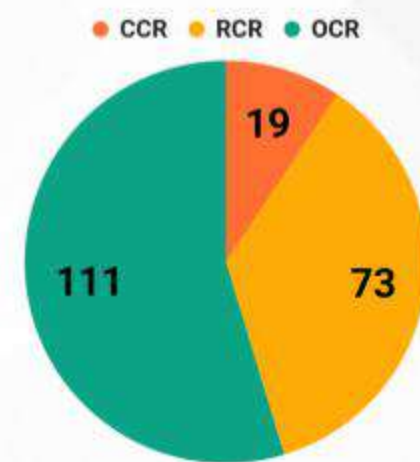
↓ -92.1%
m-o-m

↑ 50.4%
y-o-y

UNITS LAUNCHED (Exclude EC)



UNITS SOLD (Exclude EC)



BEST-SELLING PROJECTS BY MARKET SEGMENT

Market Segment	Rank	Project Name	Units Sold	PSF
CCR	1	The Collective at One Sophia	9	\$2,758
	2	19 Nassim	3	\$3,243
	3	One Bernam	3	\$2,803
RCR	1	The Continuum	15	\$2,864
	2	Pinetree Hill	11	\$2,543
	3	Nava Grove	7	\$2,612
OCR	1	Hillock Green	19	\$2,278
	2	The Myst	17	\$2,080
	3	Chuan Park	11	\$2,657

^ Refers to median prices.

HIGHEST-PRICED PROJECTS BY MARKET SEGMENT

CCR	19 Nassim	\$3,530 PSF
RCR	CanningHill Piers	\$3,551 PSF
OCR	Chuan Park	\$2,721 PSF

Source: URA, OrangeTee & Tie Research & Analytics