

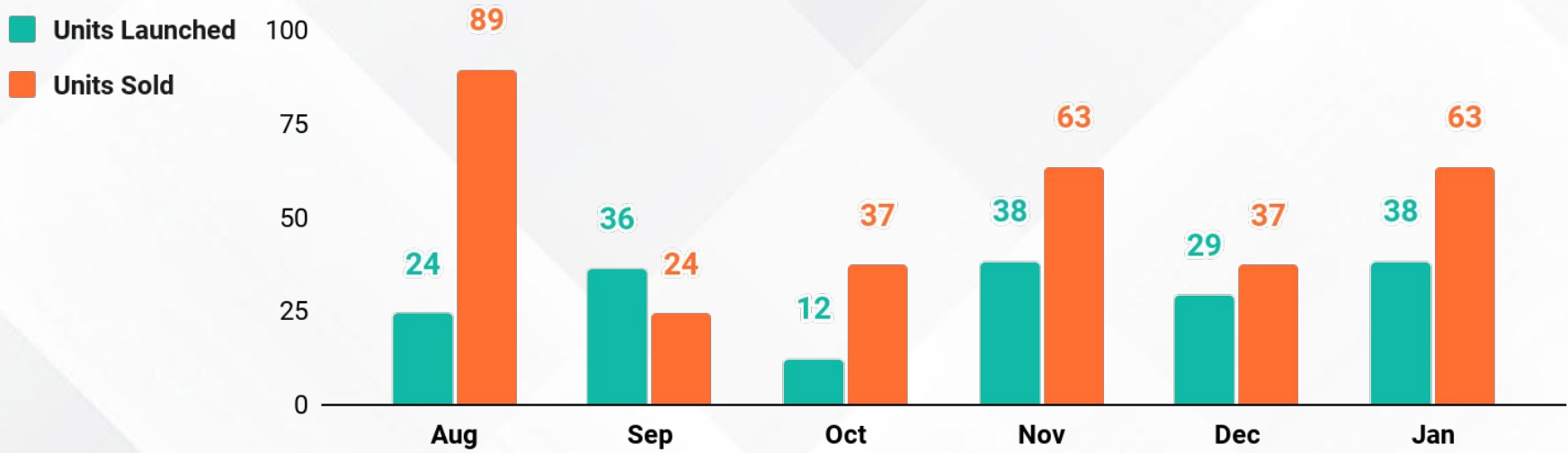
DEVELOPER MONTHLY SALES

JANUARY 2024



OrangeTee

UNITS LAUNCHED & SOLD EACH MONTH (Exclude EC)



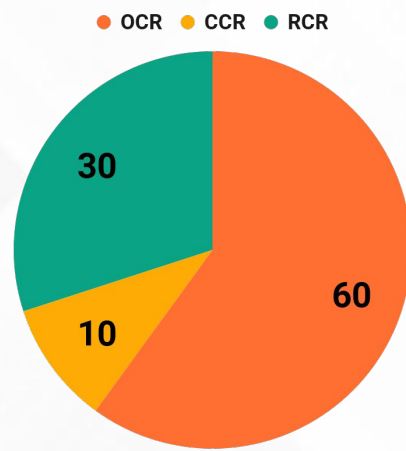
SALES VOLUME (Exclude EC)

391

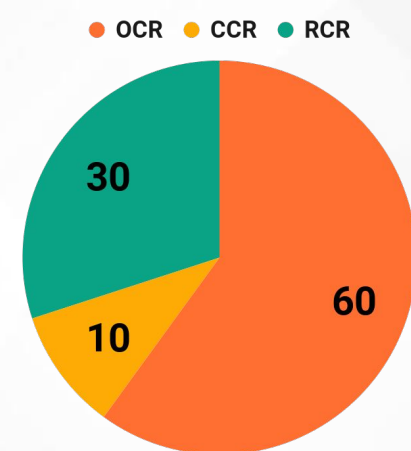
↑ 130%
m-o-m

↓ 15.7%
y-o-y

UNIT LAUNCHED (Exclude EC)



UNIT SOLD (Exclude EC)



BEST SELLING PROJECTS BY MARKET SEGMENT

Market Segment	Rank	Project Name	Units Sold	PSF
CCR	1	Seneca Residence	157	\$2,083
	2	Tenet	145	\$1,388
	3	Leedon Green	21	\$2,957
RCR	1	Seneca Residence	157	\$2,083
	2	Tenet	145	\$1,388
	3	Leedon Green	21	\$2,957
OCR	1	Seneca Residence	157	\$2,083
	2	Tenet	145	\$1,388
	3	Leedon Green	21	\$2,957

^ Refers to median prices.

BEST SELLING PROJECTS BY MARKET SEGMENT

CCR	Seneca Residence	\$2,083 PSF
RCR	Tenet	\$2,083 PSF
OCR	Leedon Green	\$2,083 PSF

Source: URA, OrangeTee & Tie Research & Analytics

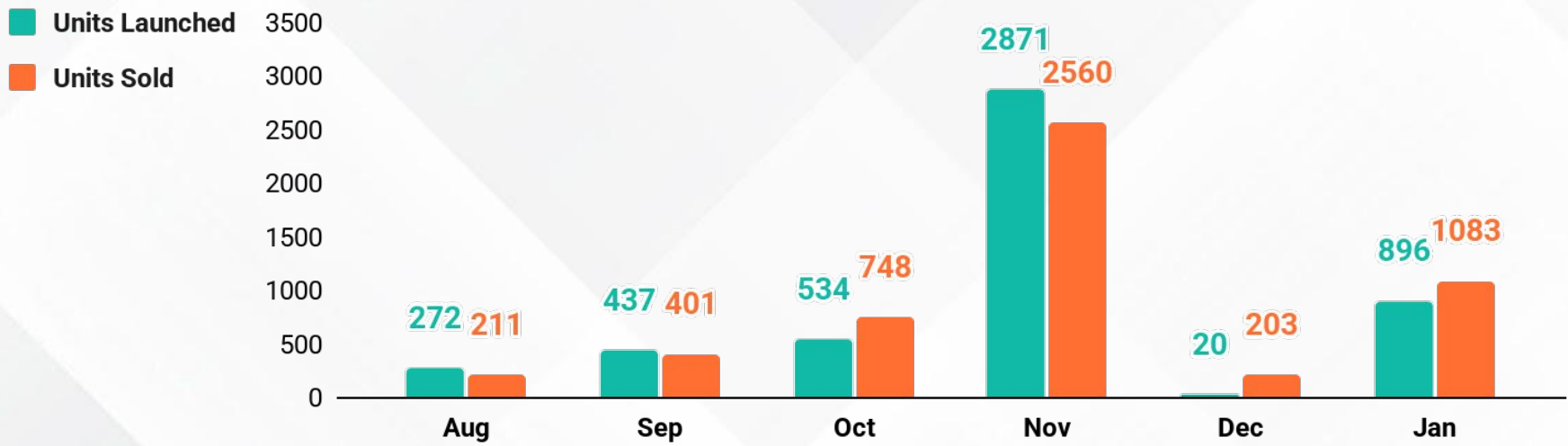
DEVELOPER MONTHLY SALES

JANUARY 2025



OrangeTee

UNITS LAUNCHED & SOLD EACH MONTH (Exclude EC)



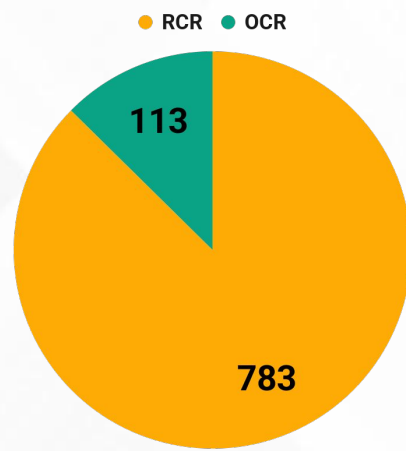
SALES VOLUME (Exclude EC)

1,083

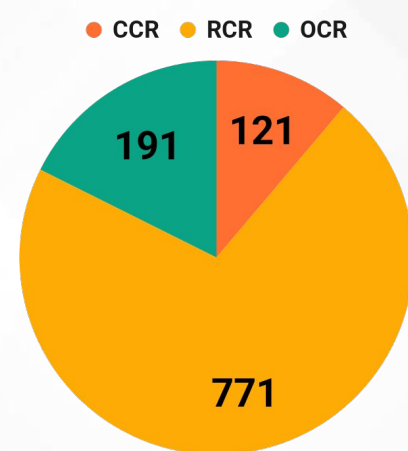
↑ 433.5%
m-o-m

↑ 256.3%
y-o-y

UNIT LAUNCHED (Exclude EC)



UNIT SOLD (Exclude EC)



BEST SELLING PROJECTS BY MARKET SEGMENT

Market Segment	Rank	Project Name	Units Sold	PSF
CCR	1	One Bernam	99	\$2,521
	2	The Collective at One Sophia	8	\$2,790
	3	Hill House	5	\$3,173
RCR	1	The Orie	680	\$2,731
	2	Pinetree Hill	19	\$2,559
	3	The Continuum	13	\$3,001
OCR	1	Bagnall Haus	75	\$2,494
	2	Hillock Green	21	\$2,253
	3	Chuan Park	20	\$2,654

^ Refers to median prices.

HIGHEST-PRICED PROJECTS BY MARKET SEGMENT

CCR	Park Nova \$6,593 PSF	RCR	Union Square Residences \$3,400 PSF	OCR	Chuan Park \$2,728 PSF
-----	---------------------------------	-----	---	-----	----------------------------------

Source: URA, OrangeTee & Tie Research & Analytics

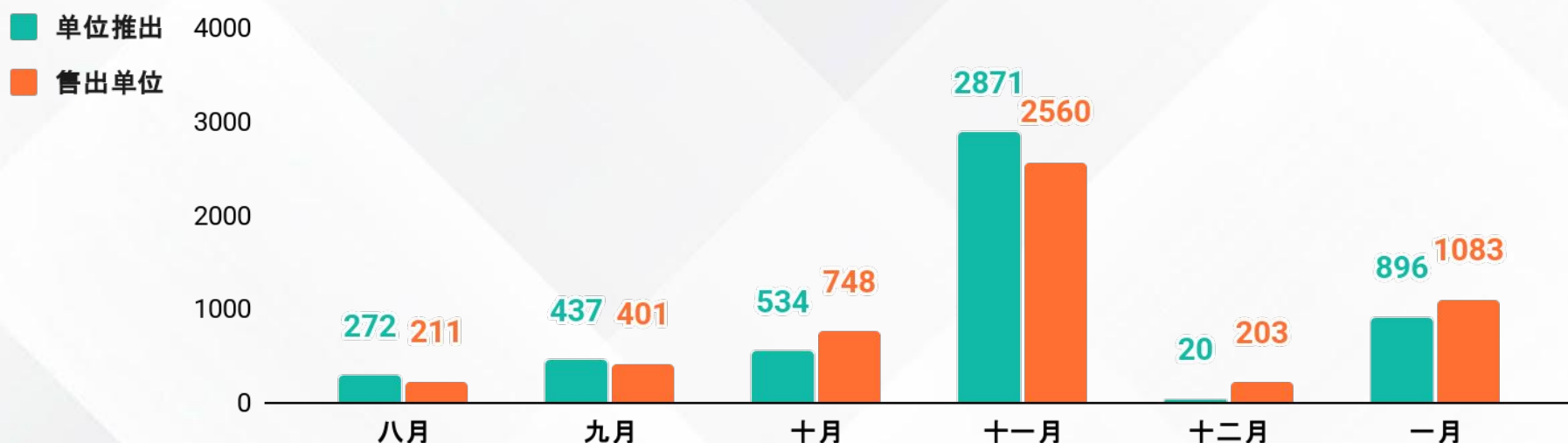
发展商月度 销售额

一月 2025年



OrangeTee

每月推出和销售的单位 (不包括执行共管公寓)



新房销售量 (不包括执行共管公寓)

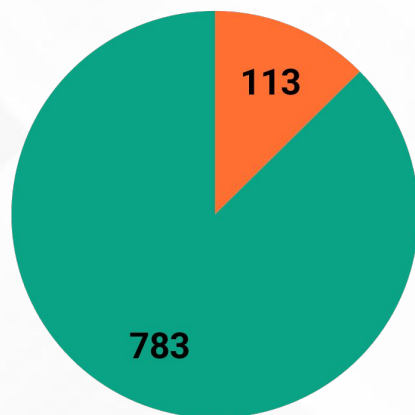
1,083

↑433.5%
m-o-m

↑256.3%
y-o-y

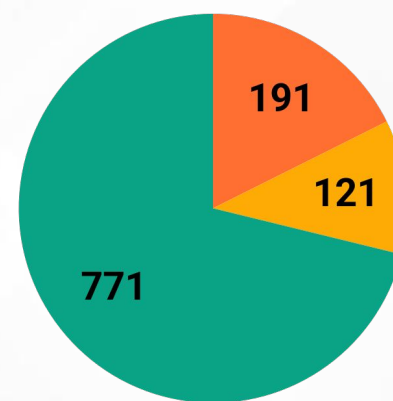
单位推出 (不包括执行共管公寓)

● 中央区以外 ● 其他中央区



售出单位 (不包括执行共管公寓)

● 中央区以外 ● 核心中央区 ● 其他中央区



最畅销项目 (市场区隔)

市场区隔	排名	项目名称	套数	每平方英尺
核心中央区	1	One Bernam	99 套	\$2,521
	2	The Collective at One Sophia	8 套	\$2,790
	3	Hill House	5 套	\$3,173
其他中央区	1	The Orié	680 套	\$2,731
	2	Pinetree Hill	19 套	\$2,559
	3	The Continuum	13 套	\$3,001
中央区以外	1	Bagnall Haus	75 套	\$2,494
	2	Hillock Green	21 套	\$2,253
	3	Chuan Park	21 套	\$2,654

^ Refers to median prices.

售价最高的项目 (市场区隔)

市场区隔	项目名称	每平方英尺
核心中央区	Park Nova	\$6,593
其他中央区	Union Square Residences	\$2,083
中央区以外	Chuan Park	\$2,728

Source: URA, OrangeTee & Tie Research & Analytics

发展商月度 销售额

一月 2025年



OrangeTee

每月推出和销售的单位 (不包括执行共管公寓)



新房销售量 (不包括执行共管公寓)

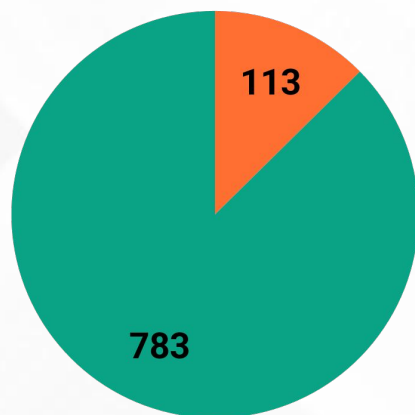
1,083

↑433.5%
m-o-m

↑256.3%
y-o-y

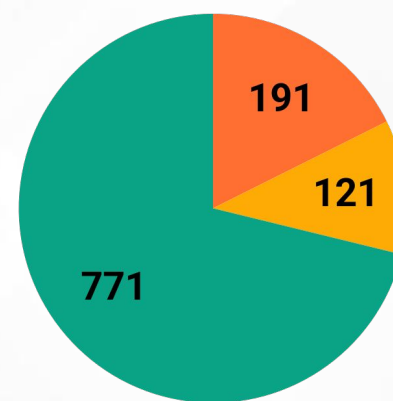
单位推出 (不包括执行共管公寓)

● 中央区以外 ● 其他中央区



售出单位 (不包括执行共管公寓)

● 中央区以外 ● 核心中央区 ● 其他中央区



最畅销项目 (市场区隔)

市场区隔	排名	项目名称	套数	每平方英尺
核心中央区	1	One Bernam	99 套	\$2,521
	2	The Collective at One Sophia	8 套	\$2,790
	3	Hill House	5 套	\$3,173
其他中央区	1	The Orié	680 套	\$2,731
	2	Pinetree Hill	19 套	\$2,559
	3	The Continuum	13 套	\$3,001
中央区以外	1	Bagnall Haus	75 套	\$2,494
	2	Hillock Green	21 套	\$2,253
	3	Chuan Park	21 套	\$2,654

^ Refers to median prices.

售价最高的项目 (市场区隔)

市场区隔	项目名称	每平方英尺
核心中央区	Park Nova	\$6,593
其他中央区	Union Square Residences	\$2,083
中央区以外	Chuan Park	\$2,728

Source: URA, OrangeTee & Tie Research & Analytics

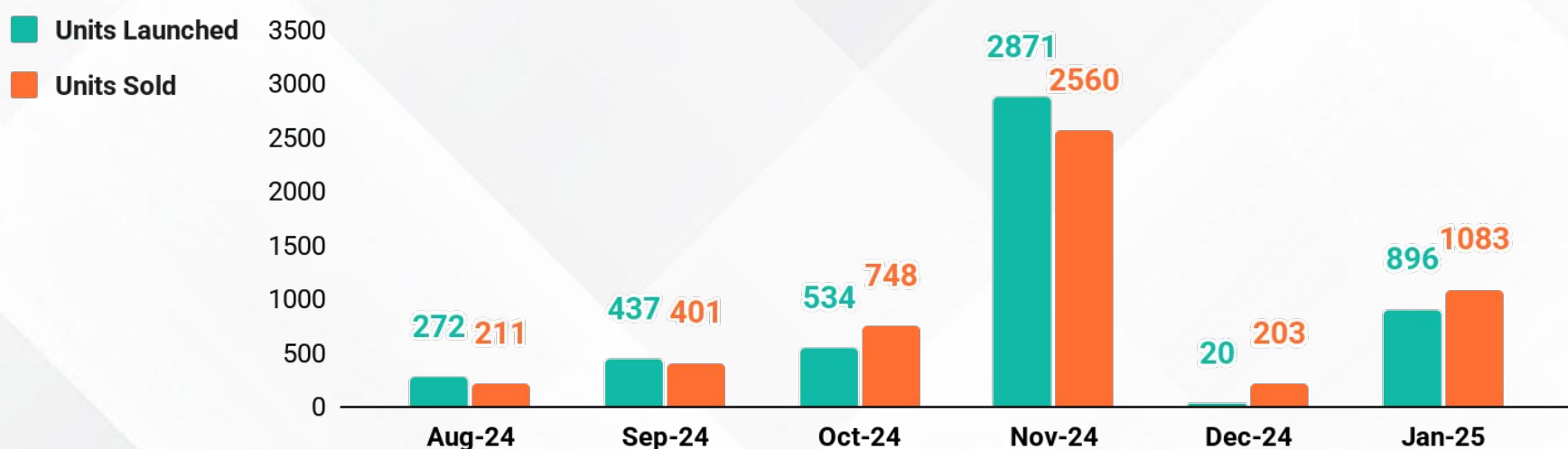
发展商月度 销售额

一月 2025年



OrangeTee

每月推出和销售的单位 (不包括执行共管公寓)



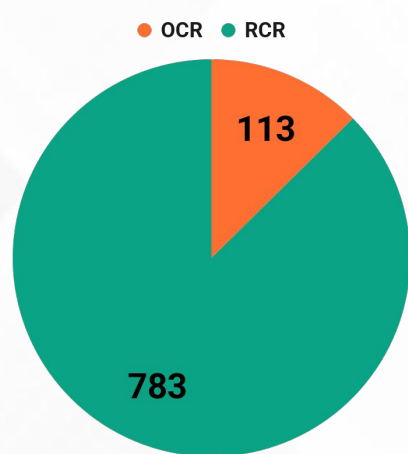
SALES VOLUME (Exclude EC)

1,083

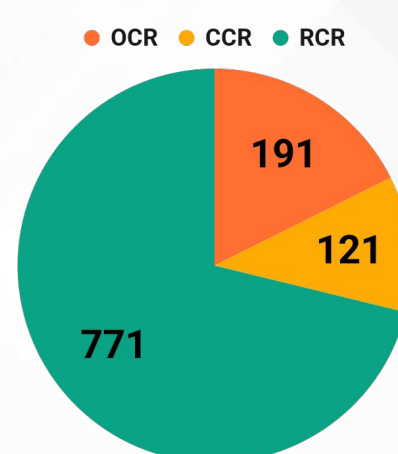
↑ 433.5%
m-o-m

↑ 256.3%
y-o-y

UNIT LAUNCHED (Exclude EC)



UNIT SOLD (Exclude EC)



BEST SELLING PROJECTS BY MARKET SEGMENT

Market Segment	Rank	Project Name	Units Sold	PSF
C	1	One Bernam	99	\$2,521
	2	The Collective at One Sophia	8	\$2,790
	3	Hill House	5	\$3,173
R	1	The Orié	680	\$2,731
	2	Pinetree Hill	19	\$2,559
	3	The Continuum	13	\$3,001
O	1	Bagnall Haus	75	\$2,494
	2	Hillock Green	21	\$2,253
	3	Chuan Park	21	\$2,654

^ Refers to median prices.

BEST SELLING PROJECTS BY MARKET SEGMENT

CCR	Park Nova \$6,593 PSF	RCR	Union Square Residences \$2,083 PSF	OCR	Chuan Park \$2,728 PSF
-----	---------------------------------	-----	---	-----	----------------------------------

Source: URA, OrangeTee & Tie Research & Analytics

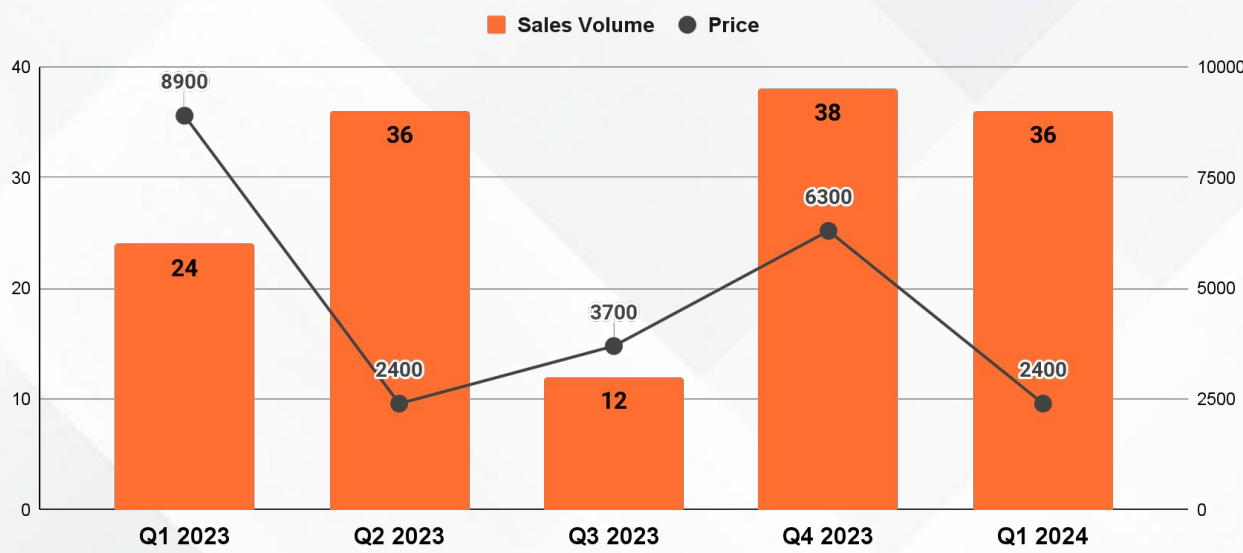
PRIVATE RESIDENTIAL & HDB

FLASH ESTIMATES Q1 • 2024



OrangeTee

PRIVATE HOMES PPI & SALES VOLUME



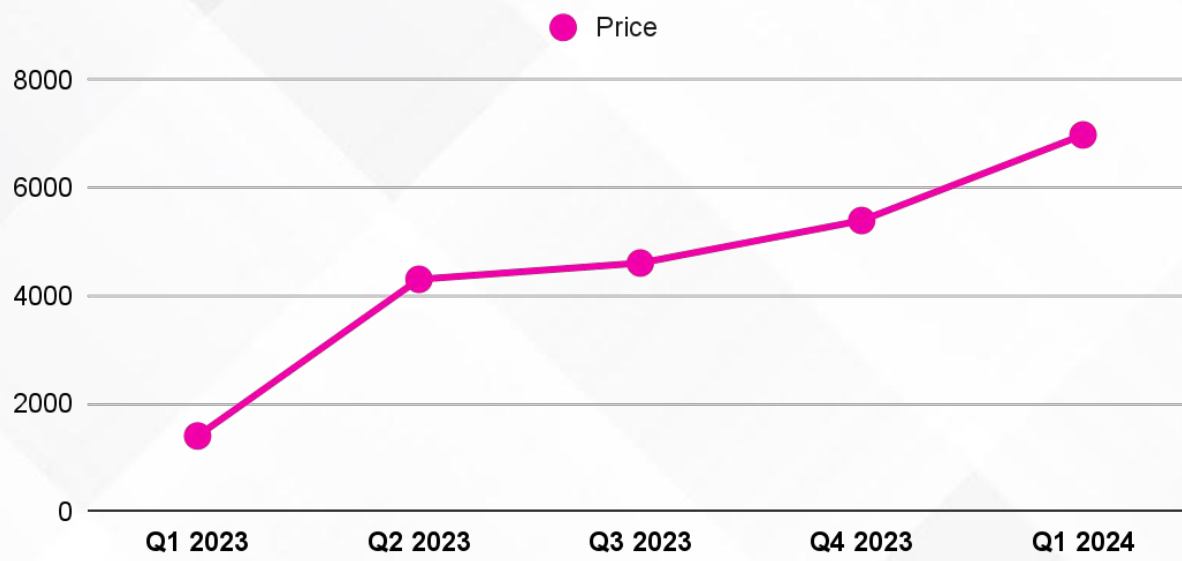
URA PRICE INDEX

↑ +1.1% q-o-q ↑ +6.2% y-o-y

URA SALES INDEX

↓ -0.4% q-o-q ↓ -2.18% y-o-y

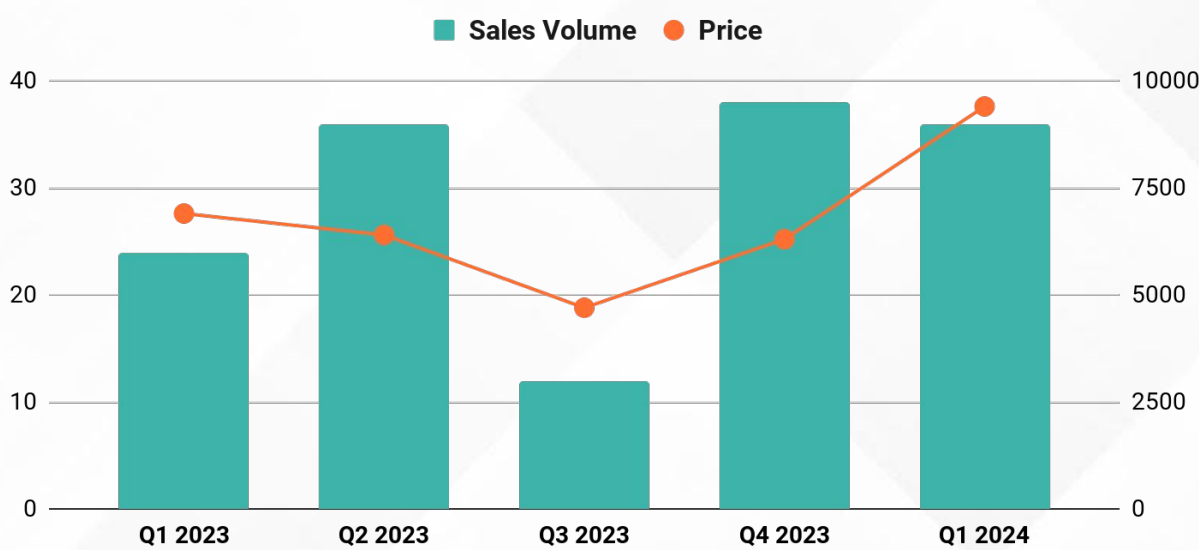
LANDED HOMES PPI



URA SALES INDEX

↑ +1.1% q-o-q ↓ -2.18% y-o-y

HDB RESALE PPI & SALES VOLUME



HDB RESALE PRICE INDEX

↑ +1.1% q-o-q ↑ +6.2% y-o-y

HDB SALE SALES INDEX

↓ -0.4% q-o-q ↓ -2.18% y-o-y

Source: URA, OrangeTee & Tie Research & Analytics

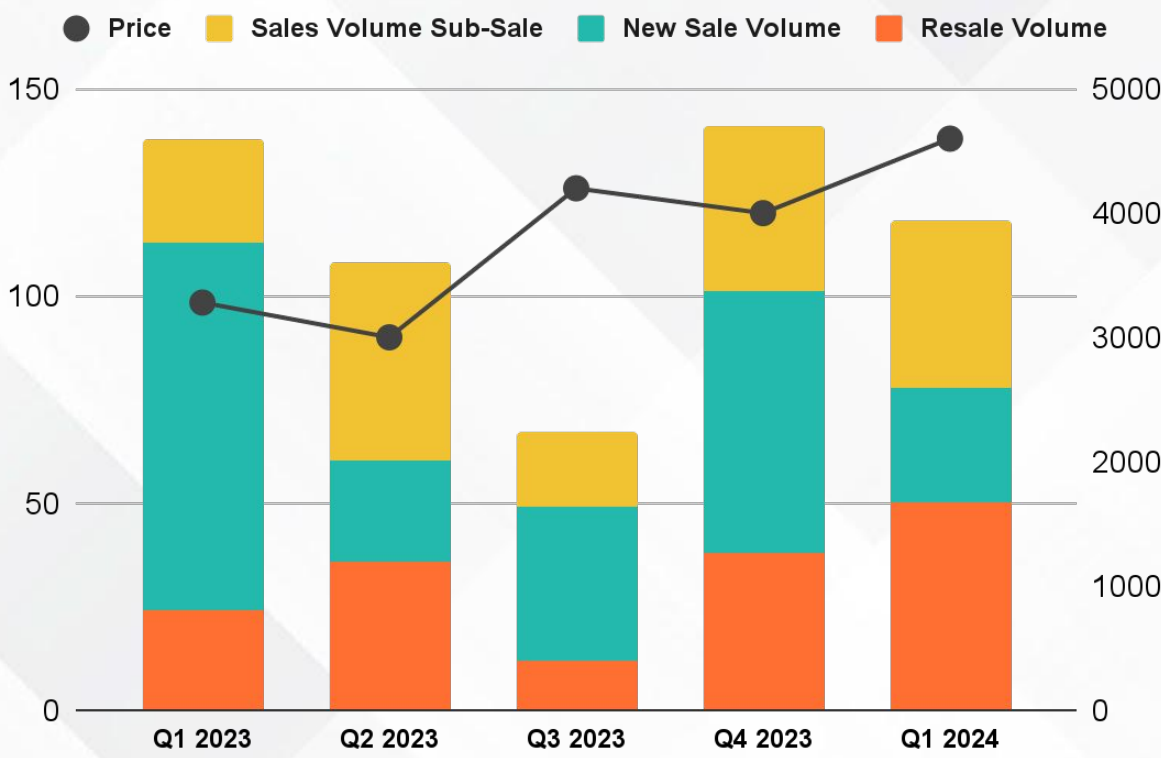
PRIVATE RESIDENTIAL QUARTERLY DATA

Q1 • 2024



OrangeTee

PRIVATE HOMES PPI & SALES VOLUME



SALES VOLUME (OVERALL)

↑ +1.1% q-o-q ↑ +6.2% y-o-y

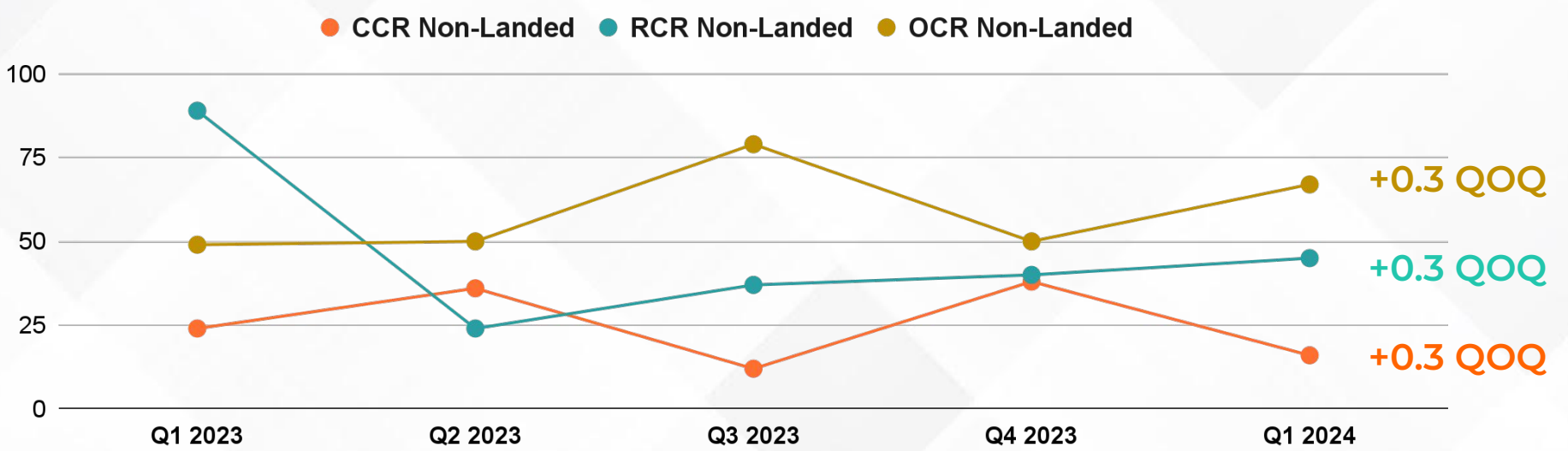
SALES VOLUME (NEW SALES)

↑ +1.1% q-o-q ↑ +6.2% y-o-y

SALES VOLUME (REALES)

↓ -0.4% q-o-q ↓ -2.18% y-o-y

PRIVATE HOMES PPI & SALES VOLUME

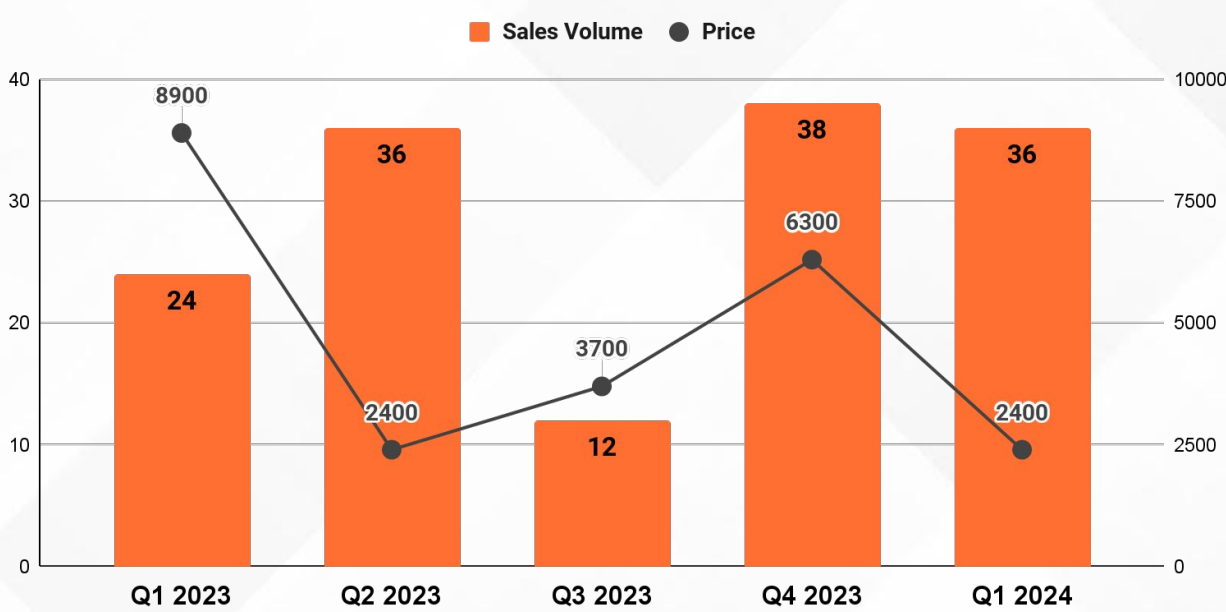


+0.3 QOQ

+0.3 QOQ

+0.3 QOQ

RENTAL INDEX & RENTAL VOLUME



RENTAL INDEX

↑ +1.1% q-o-q ↑ +6.2% y-o-y

RENTAL VOLUME

↑ +1.1% q-o-q ↑ +6.2% y-o-y

Source: URA, OrangeTee & Tie Research & Analytics

HDB RESALE QUARTERLY DATA

Q1 • 2024



OrangeTee

MOST POPULAR TOWNS

1 SENGKANG
 Units Transacted
504
 Median Price
\$558,000 (4RM Flats)

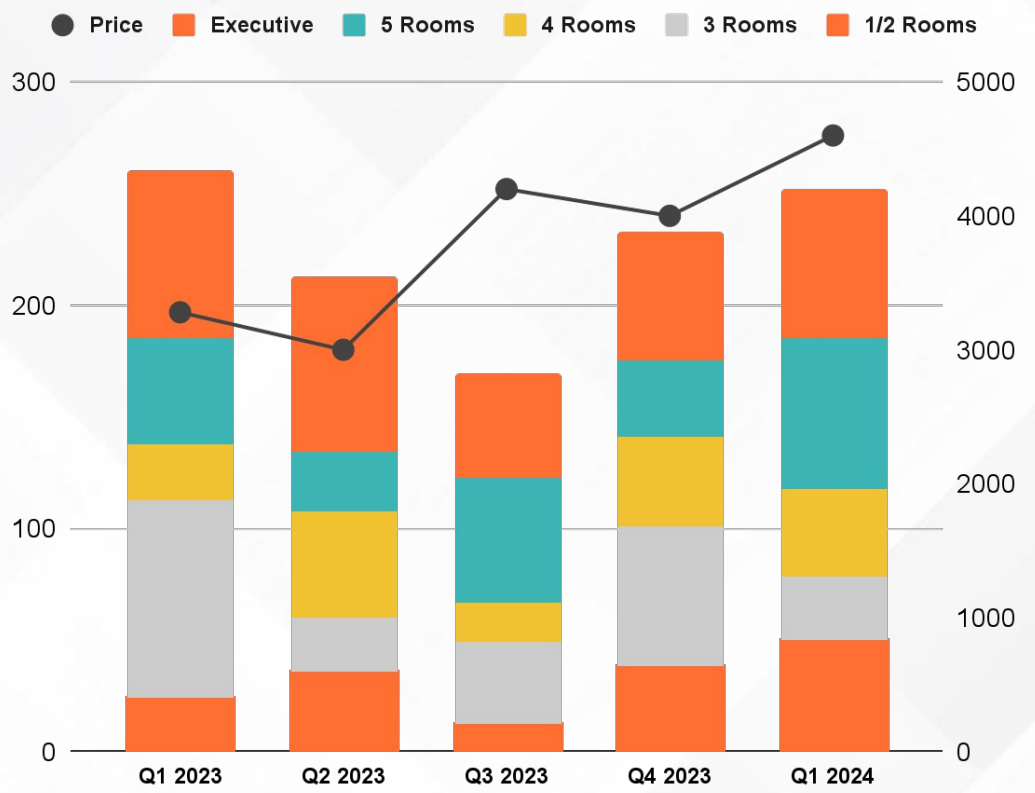
2 PUNGGOL
 Units Transacted
504
 Median Price
\$558,000 (4RM Flats)

3 WOODLANDS
 Units Transacted
504
 Median Price
\$558,000 (4RM Flats)

4 YISHUN
 Units Transacted
504
 Median Price
\$558,000 (4RM Flats)

5 JURONG WEST
 Units Transacted
504
 Median Price
\$558,000 (4RM Flats)

OVERALL HDB PPI & SALES VOLUME BY FLAT TYPE



HDB PRICE INDEX

↑ +1.1%
q-o-q

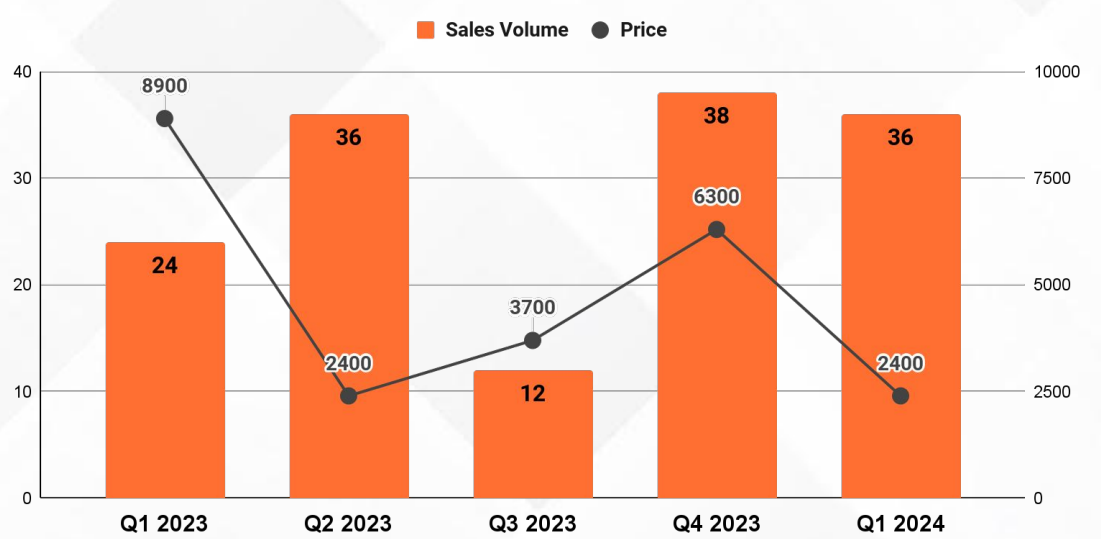
↑ +6.2%
y-o-y

HDB RESALES SALES VOLUME

↓ -0.4%
q-o-q

↓ -2.18%
y-o-y

HDB RENTAL INDEX & RENTAL VOLUME



RENTAL INDEX

↑ +1.1%
q-o-q

↑ +6.2%
y-o-y

RENTAL VOLUME

↓ -0.4%
q-o-q

↓ -2.18%
y-o-y

Source: URA, OrangeTee & Tie Research & Analytics