

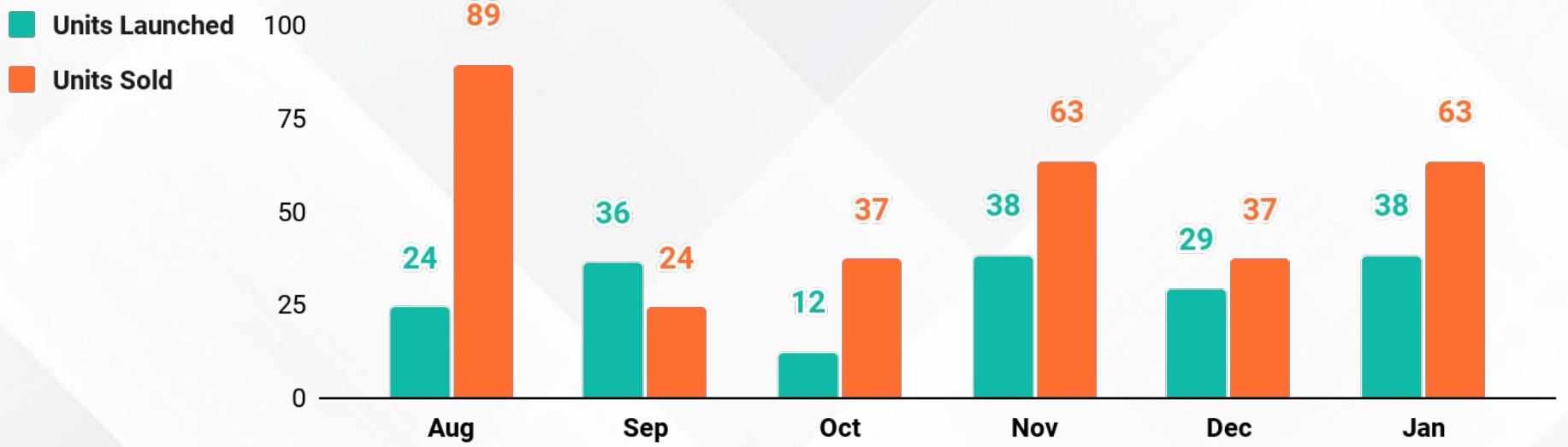
# DEVELOPER MONTHLY SALES

JANUARY 2025



OrangeTee

## UNITS LAUNCHED & SOLD EACH MONTH (Exclude EC)



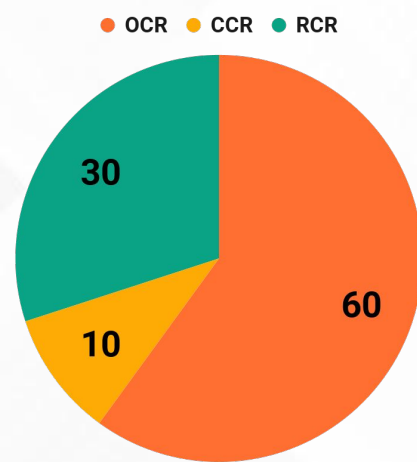
## SALES VOLUME (Exclude EC)

391

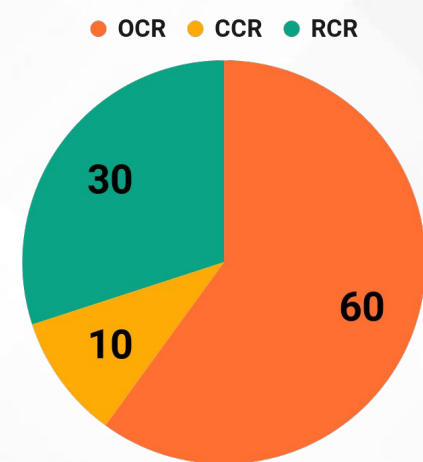
↑ 130%  
m-o-m

↓ 15.7%  
y-o-y

## UNIT LAUNCHED (Exclude EC)



## UNIT SOLD (Exclude EC)



## BEST SELLING PROJECTS BY MARKET SEGMENT

| Market Segment | Rank | Project Name     | Units Sold | PSF     |
|----------------|------|------------------|------------|---------|
| CCR            | 1    | Seneca Residence | 157        | \$2,083 |
|                | 2    | Tenet            | 145        | \$1,388 |
|                | 3    | Leedon Green     | 21         | \$2,957 |
| RCR            | 1    | Seneca Residence | 157        | \$2,083 |
|                | 2    | Tenet            | 145        | \$1,388 |
|                | 3    | Leedon Green     | 21         | \$2,957 |
| OCR            | 1    | Seneca Residence | 157        | \$2,083 |
|                | 2    | Tenet            | 145        | \$1,388 |
|                | 3    | Leedon Green     | 21         | \$2,957 |

^ Refers to median prices.

## BEST SELLING PROJECTS BY MARKET SEGMENT

|     |                  |             |
|-----|------------------|-------------|
| CCR | Seneca Residence | \$2,083 PSF |
| RCR | Tenet            | \$2,083 PSF |
| OCR | Leedon Green     | \$2,083 PSF |

Source: URA, OrangeTee & Tie Research & Analytics

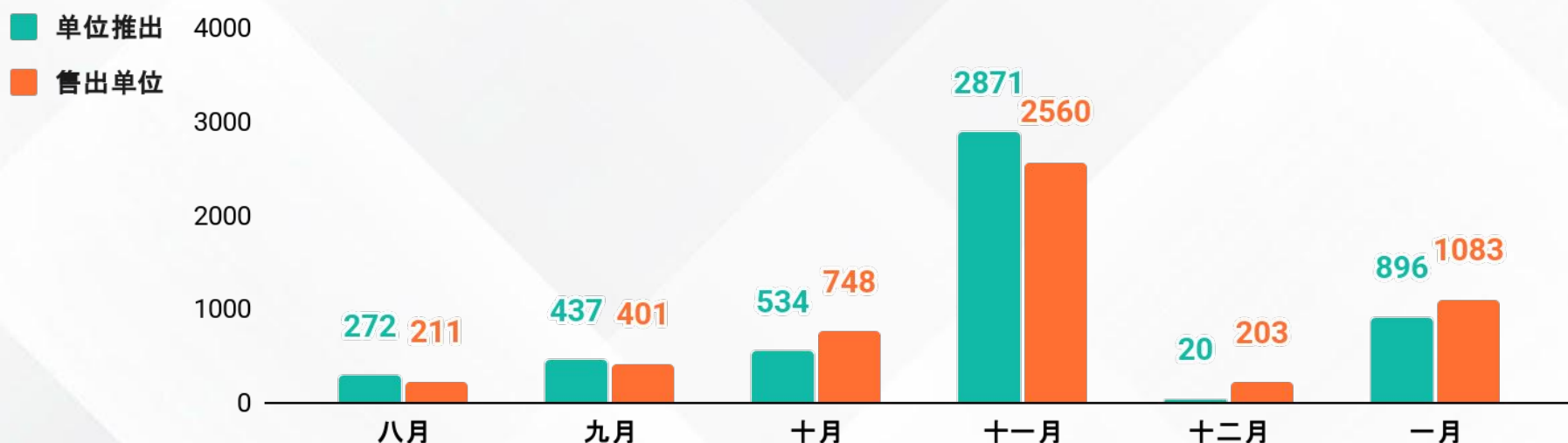
# 发展商月度 销售额

一月 2025年



OrangeTee

## 每月推出和销售的单位 (不包括执行共管公寓)

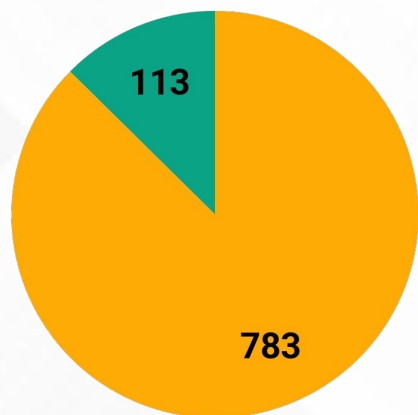


## 新房销售量 (不包括执行共管公寓)

**1,083**  
 ↑433.5%  
 m-o-m  
 ↑256.3%  
 y-o-y

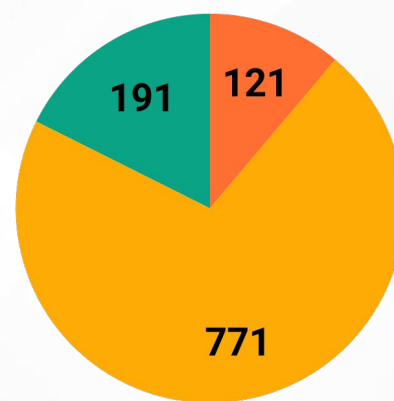
## 单位推出 (不包括执行共管公寓)

● 其他中央区 ● 中央区以外



## 售出单位 (不包括执行共管公寓)

● 核心中央区 ● 其他中央区 ● 中央区以外



## 最畅销项目 (市场区隔)

| 市场区隔  | 排名 | 项目名称                         | 套数    | 每平方英尺   |
|-------|----|------------------------------|-------|---------|
| 核心中央区 | 1  | One Bernam                   | 99 套  | \$2,521 |
|       | 2  | The Collective at One Sophia | 8 套   | \$2,790 |
|       | 3  | Hill House                   | 5 套   | \$3,173 |
| 其他中央区 | 1  | The Orié                     | 680 套 | \$2,731 |
|       | 2  | Pinetree Hill                | 19 套  | \$2,559 |
|       | 3  | The Continuum                | 13 套  | \$3,001 |
| 中央区以外 | 1  | Bagnall Haus                 | 75 套  | \$2,494 |
|       | 2  | Hillock Green                | 21 套  | \$2,253 |
|       | 3  | Chuan Park                   | 20 套  | \$2,654 |

^ Refers to median prices.

## 售价最高的项目 (市场区隔)

| 市场区隔  | 项目名称                    | 每平方英尺   |
|-------|-------------------------|---------|
| 核心中央区 | Park Nova               | \$6,593 |
| 其他中央区 | Union Square Residences | \$3,400 |
| 中央区以外 | Chuan Park              | \$2,728 |

Source: URA, OrangeTee & Tie Research & Analytics